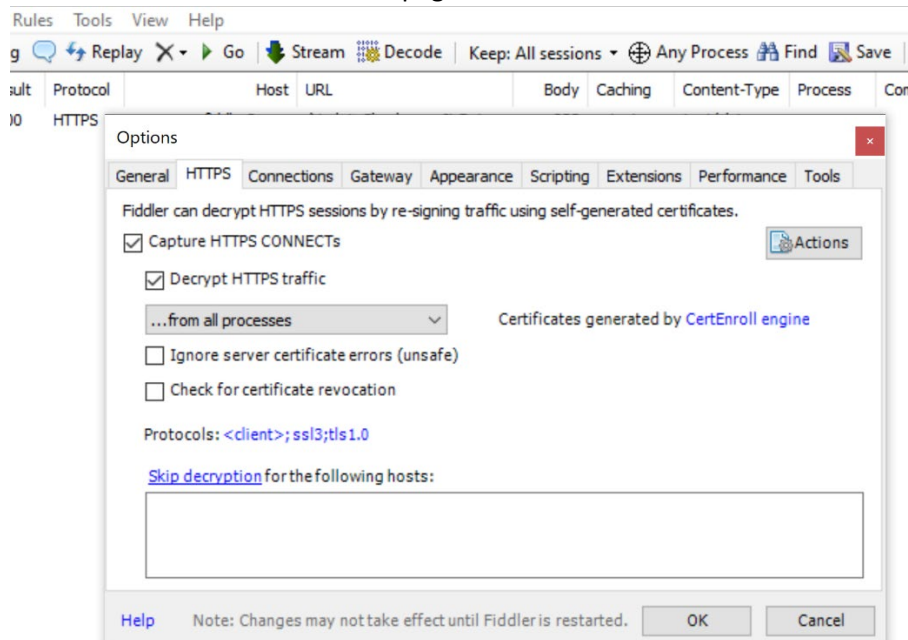


1. Install Fiddler, a web debugging tool: <https://www.telerik.com/download/fiddler>
2. Run Fiddler and go to Tools -> Options.
3. On the HTTPS page, click Actions, then Export Root Certificate to Desktop.
4. In Windows Explorer, navigate to Desktop and double-click FiddlerRoot.cer.
5. Click Install Certificate, install it for the Local Machine and click Next.
6. Select Automatically select the certificate store based on the type of certificate.
7. Click Next and then Finish.
8. After you close the "The import was successful" alert, go back to Fiddler's Tools -> Options -> HTTPS.
9. Make sure Capture HTTPS CONNECTs and Decrypt HTTPS traffic (...from all processes) are checked

(This part of the tutorial is available in video format here:

<https://www.youtube.com/watch?v=Fd7tWOiKiMA>)

Here is a screenshot of what the page should look like:

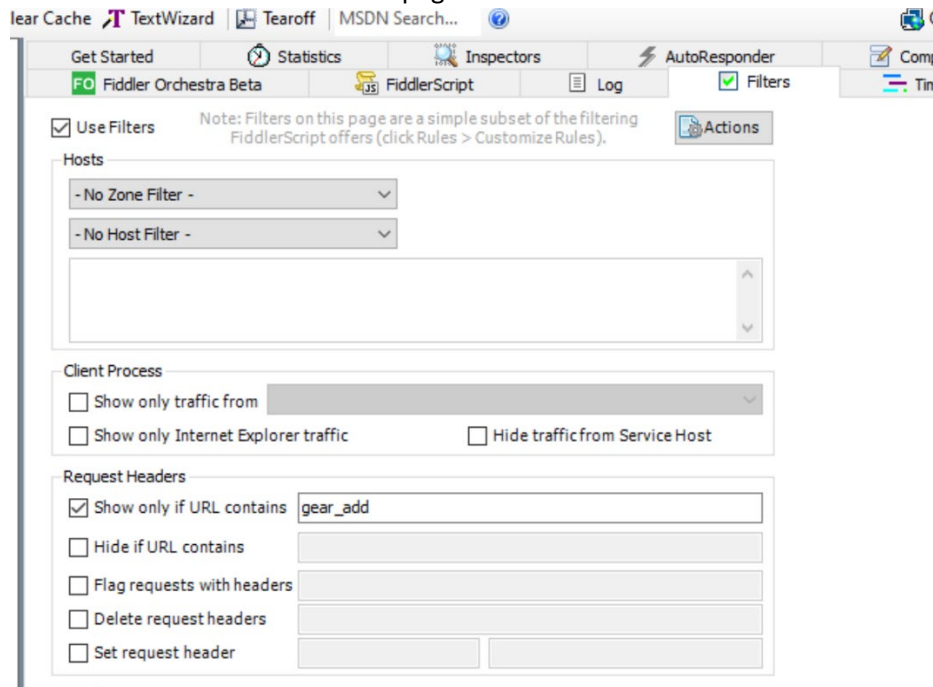


10. Now, in the top right, click on the tab that says Filters
11. Check the box that says Use Filters
12. On the same tab page, check the box that says Show only if URL contains, and type into the textbox "gear_add"
13. Click on the button that says Actions and click on Run Filterset now

(This part of the tutorial is available in video format here:

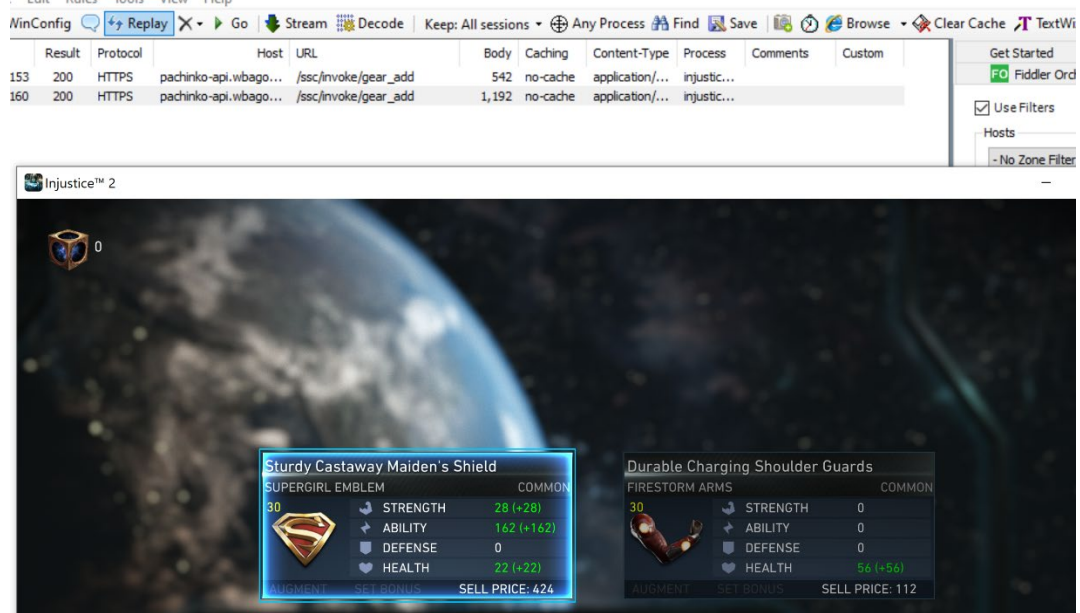
<https://www.youtube.com/watch?v=DtTBLa0SeM8>)

Here is a screenshot of what the page should look like:

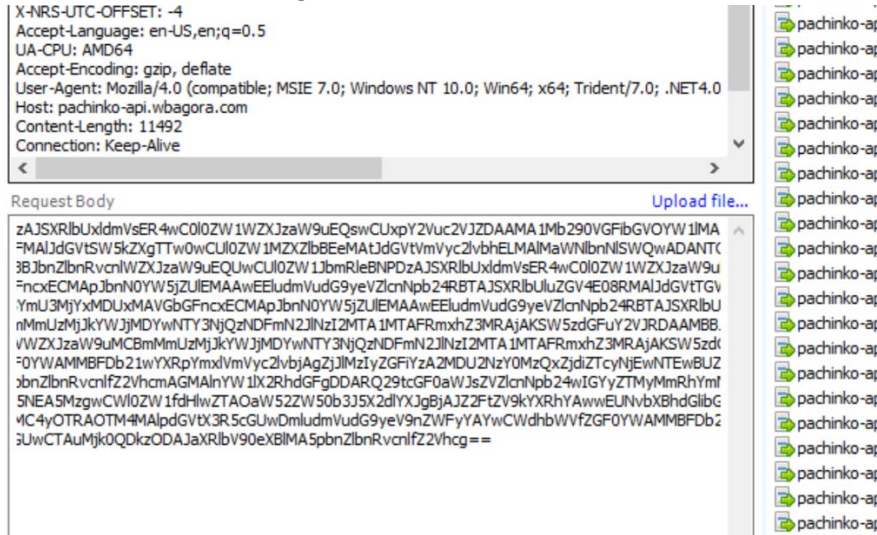


14. Run Injustice 2.
15. Navigate to the Decode Mother Boxes menu, and while Fiddler is running, open a Mother Box (any of them).
16. You should see a new instance of `ssc/invoke/gear_add` pop up. Click on it.

Here is a screenshot:



17. On the right side of the screen, now click the Composer tab.
18. Drag and drop the gear_add instance to the Composer tab.
19. Copy and paste one of the .txt file contents into the Request Body form. Overwrite whatever is in there.
20. You should see something like this:



21. Click on Execute. Done! Open Injustice 2 and confirm that your items have been added.
22. If you have multiple .txt files to add, do them one by one in the same way!
23. You'll probably have to restart Injustice 2 to see any changes if you add more items.
24. You don't need to restart Injustice 2 or reopen Mother Boxes if you're doing a bunch of .txt files at the same time. Just keep copying the .txt file data into the Request Body and executing the request.
25. Enjoy!